

माँ YOUR VISION IS OUR inspiration!



For two decades,
we continue to be inspired by,
and committed to the vision of
Smt. Maya Devi, our beloved Beeji.

*Inspired by challenge,
we will add value to life,
and together, prosper globally.*

TAKSHASHILA
Centre for Leadership Excellence

JOB OPENINGS
2000

Give Wings To Your Dreams! Join Trident Group and be a part of the change.

EARN

INR 12 LACS
PER ANNUM STIPEND

LEARN

6 MONTHS OF
LEADERSHIP DEVELOPMENT
& MODERN SKILLING

GROW

UNLIMITED
OPPORTUNITIES
INTERNAL & EXTERNAL

TAKSHASHILA | TWO DECADES OF ACCELERATED GROWTH

For over two decades, Trident Group has been at the forefront of innovation and excellence. Our legacy is built on a foundation of integrity, hard work, and a relentless pursuit of growth. The Takshashila Program embodies these values, ensuring that each participant leaves with the knowledge, skills, and confidence needed to make significant contributions to their chosen fields.

We have proudly witnessed over thousands of individuals transform into influential leaders, driving change and inspiring others. Their success stories are a source of pride and a reflection of the program's impact.

PARTNERS IN *Prosperity*


EMPOWERED 20,000 FAMILIES
ON THE JOURNEY OF NATION BUILDING

SPECIAL PREFERENCE FOR

Women (50% Seats Reserved)
Members from Rural/Economically
Weaker Families

Defence Services Veterans
National-Level Sports Players
Sole Earners





User Manual

A step-by-step user guide to getting started on the
Takshashila 2024
Give Wings to your Dreams



Takshashila 2024

A comprehensive overview of the Takshashila 2024: “Give Wings to your Dreams” and be a part of change.



Journey Guidelines

Detailed walkthrough of all components of the Program: Registration, Application, Know your Strengths, Virtual Discussion and Development Centre.




Technical Assistance

Detailed assistance and FAQs related to technical aspects such as login & password issues, device compatibility, system requirements, data privacy etc.



Support & Contact

Resources available and avenues for assistance and prompt query resolution in case of challenges or questions beyond enlisted in this document.



User Manual

A step-by-step user guide to getting started on the
Takshashila 2024
Give Wings to your Dreams



Takshashila 2024

A comprehensive overview of the Takshashila 2024: “Give Wings to your Dreams” and be a part of change.



Journey Guidelines

Detailed walkthrough of all components of the Program: Registration, Application, Know your Strengths, Virtual Discussion and Development Centre.




Technical Assistance

Detailed assistance and FAQs related to technical aspects such as login & password issues, device compatibility, system requirements, data privacy etc.



Support & Contact

Resources available and avenues for assistance and prompt query resolution in case of challenges or questions beyond enlisted in this document.



Takshashila 2024

Q: What is Takshashila program ?

Takshashila has been Trident's flagship hiring program endeavor to provide opportunities to the youth of India in an inclusive manner. Thousands of young women and men from the remotest corners of the country have not only been a part of our Takshashila journey, but many of them are now leading different functions/focus factories and locations and making us proud! Our philosophy of Earn, Learn and Grow has not only been a platform for helping us attract the best talent, it also focuses on helping members acquire the knowledge, skills and attitude so that while they earn, they learn and since the journey is a continuous one, they also grow, both, personally and professionally.

Q: What is the purpose behind the Takshashila program for this year?

Our purpose with the 'Takshashila 2024: "Give Wings to your Dreams"' and be a part of change, is to transform Trident into a vibrant community of Dynamic, Young, Entrepreneurial and Bright individuals. We aim to provide opportunities to those who can drive our Vision, fulfil our Mission, elevate our Global Brand, lead Digital Transformation, and achieve Double Growth. Our goal is to make Trident a Great Place to Perform by offering candidates opportunities for growth and success.

Q: What are the stages in the Takshashila journey? What are the timelines for each stage of the process?

The overall journey consists of the following five stages, described below:


Quick Registration ~ 5 minutes	Getting to Know You Better ~ 60 minutes	Know your Strengths (1) ~ 70 minutes	Know your Strengths (2) ~ 30 minutes	Develop Your Strengths ~ 1 day
Registration Form	Application Form	Online Assessment	Virtual Interview	In Person Activity

Q: Is each stage of the process elimination based in nature?

Yes, each stage of the process is elimination based in nature. Each candidate is envisaged to go through the steps based on their fitment and suitability for the next stage of the talent process. They will be kept informed via email communications.

Q: If there is an age requirement for this opportunity?

This opportunity is open to all professionals, with no specific age criterion. However, it is preferable to have one year of working experience.



Takshashila 2024

Q: What can we expect from this opportunity?

We are seeking dynamic individuals to join our team to Earn Learn and Grow multiple roles across functions within Trident Group. You will have this opportunity to kick start your career and gain hands-on experience in various aspects of our manufacturing operations and other business units. Whether your interest lies in Operations, Logistics & Supply Chain Management (SCM), Finance and Taxation, Sales and Marketing, Human Resources, Information Technology (IT), External Affairs, Corporate Functions and Functional Experts etc., we have exciting opportunities available for you to contribute to the success of our company.

Q: What is annual compensation provided?

We offer a competitive compensation package of up to 12 LPA along with additional benefits. During the initial probationary period of 90 days, your CTC will be 9 LPA, increasing to 12 LPA upon successful completion of probation. Additionally, for candidates relocating for this opportunity, we provide support with subsidized accommodation. Please visit our company website for more details on our comprehensive employee benefits.

Q: Which department will I be placed in and what will my role entail?


You will be hired into one of our departments based on your skills fitment and preferences indicated during the application process. We have openings across various departments, and you can select your top three preferences for departments when filling out your application form. Please note that the final department placement will be determined considering several factors including your highest educational qualification, relevant experience, and the skills and potential you demonstrate throughout the Takshashila selection process.

Q: Does the entire process involve any travel? If so, what are the travel locations?

While rest of the process is online/ virtual, candidates will be required to travel for the final in-person assessment at development center to Barnala, Punjab or Budhni, Madhya Pradesh. You will be informed at least one week in advance from your scheduled dates. You will be reimbursed in accordance with our travel policy for this purpose.

Q: What do I do if I'm unable to travel for in-person development centre on a particular date?

Under normal circumstances, any change in date is not allowed. However, if you are unable to attend due to any exigency (sufficient evidence will be required), send an email with valid reasons and documents to the support email address (support.takshashila@tridentindia.com). We'll accommodate one reschedule per candidate, in case of genuine challenges.



User Manual

A step-by-step user guide to getting started on the
Takshashila 2024
Give Wings to your Dreams



Takshashila 2024

A comprehensive overview of the Takshashila 2024: “Give Wings to your Dreams” and be a part of change.



Journey Guidelines

Detailed walkthrough of all components of the Program: Registration, Application, Know your Strengths, Virtual Discussion and Development Centre.




Technical Assistance

Detailed assistance and FAQs related to technical aspects such as login & password issues, device compatibility, system requirements, data privacy etc.



Support & Contact

Resources available and avenues for assistance and prompt query resolution in case of challenges or questions beyond enlisted in this document.



Journey Guidelines

Homepage

Upon clicking the provided registration link / scanning the QR code, you'll land on the program home page. You can engage with the website or initiate your journey by simply clicking the "Register" button. The homepage offers a wealth of information about Trident: our organization, enticing career paths, abundant opportunities, streamlined application process, comprehensive benefits, and the vibrant life at Trident.



"Takshashila empowered me to reach new heights, proving that your background doesn't define your potential."

Shalmea,
Product Development Lead,
Bed linen, Trident Group



Inspired by the visionary models of historically esteemed institutions, Takshashila offers a transformative learning experience. Our revolutionary "Earn, Learn and Grow" philosophy empowers you both professionally and personally, hence helping you achieve holistic life goals.

We at Takshashila foster your personal growth, molding you into a well-rounded professional ready to take on the world.

Find Your Opportunities With Us

Begin your Journey of Success with Trident Group and Elevate your Career Holistically



Diversity And Inclusion

Inculcating the Spirit of Inclusivity



Being Different Is Normal

Building a Culture that Fosters Overall Well-being and Growth of our Trident Family



Buddy Program




Relaxation In Working Hours For
Nursing Mothers



Pre-requisites before accessing the Registration Form

Valid Email ID (preferably which you use on regular basis)	Need device (laptop/phone) where you can access the OTP sent to this email for verification
Mobile Number	Access this OTP sent for verification
Latest Resume (in pdf, txt, doc, docs formats)	<p>Any format is acceptable. If you don't have one, please capture description of below points in a MS-word document:</p> <ul style="list-style-type: none"> • Name • Address & Contact Details • Education Details: For all completed qualifications (Institute, Degree, Passing Year, Marks, Board) • Employment: For current & previous employers (Company Name, Role Title, Start & End Date, Role Responsibilities, Location) • Skills and Certificates • Extra-curricular Achievements • Academic & Professional Achievements



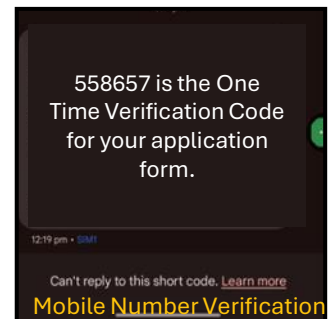
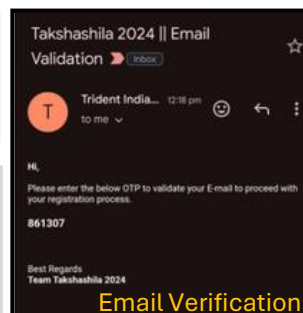
Journey Guidelines

Step 1: Quick Registration

Q: Is there any verification involved? Should I use my official email ID and mobile number?

As part of the registration process, email & phone verification is mandatory. you should use your active e-mail ID and the mobile number linked to Aadhaar.

The screenshot shows two parts of the registration form. The top part is titled 'Email Verification' and includes a 'Verification' section with an 'Email ID' field, a 'Verify' button, an 'OTP' field, and an 'OTP Verify' button. The bottom part is titled 'Mobile Number Verification' and includes a 'Country Code' field (with '+91' selected), a 'Mobile Number' field, a 'Verify' button, and an 'OTP' field. Below this is an 'OTP Verify' section with a 'Verify' button.

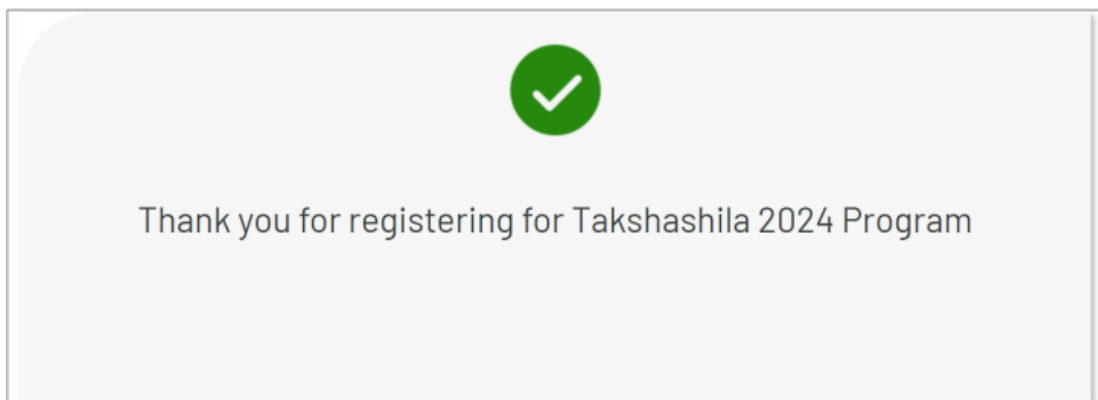



Q: Does registration require any preparation?

While no preparation is required, you should have your recent resume ready to upload in either Word or PDF format (2 MB).

Q: How do I know my registration is successful? How do I begin my application process?

Post submission of the registration, you'll see the 'Thank You' message as shown below.





Journey Guidelines

Registration Form Walkthrough

Enter your email address. Make sure it is active and correct for verification

Enter your first name exactly as it appears on your Aadhaar card.

Enter your last name exactly as it appears on your Aadhaar card.

Select ALL your completed academic qualifications, make sure to tick all relevant areas. For e.g., if you have completed Diploma, then you need to tick ALL – 10th, 12th and Diploma options. If you have completed Diploma after 10th, select ONLY 10th and Diploma.

NOTE

- Provide genuine information as it will undergo verification in later stages.
- Ensure all questions marked with "*" are answered accurately.

Registration form

Verification

Email ID*

Please enter a valid email address and click Send OTP. An OTP will be sent to this email address. Remember to check your inbox and spam folders for the OTP.

Country Code* Mobile Number*

**Please provide only Indian mobile numbers for OTP verification.

Personal Details

First Name (As per Aadhaar)*
 Middle Name (As per Aadhaar)

Last Name (As per Aadhaar)*
 Gender*

**If you don't have a formal last name, please re-write your first name here.

Date of Birth* Current Residence Country*

Current Residence State* Current Residence City*

Current Address is same as Permanent Address

Permanent Residence Country* Permanent Residence State*

Permanent Residence City* Open to working in Punjab & Madhya Pradesh*

First Location Preference* Second Location Preference* Third Location Preference*

Select ALL Completed Academic Qualifications*

10th Standard Qualification 12th Standard Qualification Diploma, Polytechnic, IT/ICT Graduation (B.A., B.Com., B.E./Tech, etc.) Other

CA, CS, CMA or other Similar Qualifications Post Graduation (M.A., M.Com., M.B.A., M.Tech, etc.) Double Masters, PhD, M.Phil, Post Doctoral

**For example - If you have an M.Tech degree, select ALL 10th, 12th, Graduation and Post Graduation options.

If Other, please specify* Total Work Experience*

Are you currently working?* Current / Last Company

Sector Experience* If Other, please specify*

**If you have worked in multiple industry sectors, select your most relevant (current or longest associated sector).

Current / Last Salary Range* Do you know anyone at Trident?*

Have you applied to Trident before?* Have you worked at Trident before?*

How did you come to know about this opening?* If Other, please specify*

Have you served in the military / defence forces or in any form of national service?*

Upload your recent resume here (PDF, DOC, DOCX only)*

Declarations*

I declare that I am responsible for providing accurate and up-to-date information during the registration process. Any inaccuracies may result in disqualification from the selection process.

Terms and Conditions*

I agree to the "Terms and Conditions".

Enter 10-digit mobile number. Ensure it is accurate for contact purposes & verification.

Enter your middle name as on your Aadhaar card. Leave blank if none.

Choose "Yes" if you are willing to work in our locations - Punjab (Barnala and Ludhiana) and Madhya Pradesh (Budhni). In the next dropdown, you will be able to select your preference amongst these.

Choose the industry sector that best aligns with your professional background and experience.

Upload a recent version of your resume (less than 2 MB in size). Formats: PDF, DOC, DOCX.

Please ensure to carefully read and understand all the terms and conditions before proceeding.




Pre-requisites before accessing the Application Form

<p>● Verification</p> <ul style="list-style-type: none"> ✓ Aadhaar Verification ✓ UAN Verification ✓ PAN Verification ✓ Bank Account Verification ✓ Photo Verification <p>Verifications to initiate your Application Journey</p>	Aadhaar Number	Need to know your Aadhaar number for verification, keep your Aadhaar handy.
	Aadhaar Linked mobile number	Need Aadhaar linked phone where you can access the OTP sent to this number for verification
	UAN (Universal Account Number-EPFO)	Need to know your UAN to enter it, if your UAN is linked to Aadhaar, it will be automatically picked up
	UAN Linked Mobile Number	Need number linked to UAN for verification of OTP
	Bank Account Number & IFSC Code	Valid & active bank account number and IFSC Code for verification
	PAN Number	Need to know your PAN for verification



Pre-requisites before accessing the Application Form

Application Journey	Height (in cms). & weight (in kgs.)	Need to know these key parameters, please measure your height and weight if you are unsure
	Education Details	<p>Need to know the below for all qualifications (keep your marksheets handy for reference if you are unsure):</p> <ul style="list-style-type: none"> • Degree Name & Board Type • Specialization • Marks/CGPA/SGPA • Passing Year • Name of college/institutions (UG & PG)
	Previous Employment Details	<p>Need to know below details of your full-time employment experience (refer to your documents/experience letters if unsure):</p> <ul style="list-style-type: none"> • Employer Name • Joining Date and Last working Date (of all the previous employers) • Position Name, Function, Job Roles and Responsibilities • Functional Preferences • Details of 2 references (Name, Relationship, Contact)



Journey Guidelines

Step 2: Getting to Know you Better (Application)

Q: What type of questions/sections can I expect in the Application form?

You're required to complete five sections in the application form which includes: Personal Details, Family Details, Education Details, Work Experience, and Style and Preferences.



Q: Is there a deadline for submitting my registration and application?

You are required to submit your registration within 2-3 days and complete their application within 7 days upon receiving the Registration Link. Please note that applications will be evaluated on a first-come, first-served basis, so it's advisable to complete the process promptly.


Q: Can I save my progress and come back to complete the application later?

Yes, you can save your progress and return to complete the application later. Simply click the "Save " button at the bottom of the application form. You can also toggle between different sections of the saved application form by using the navigation arrow (< and >) buttons. While data is saved in case of unplanned interruptions, it is recommended to complete your application in a single session.



Q: Are there any specific eligibility criterion for this application?

There are no specific eligibility criterion, however special preference will be given to women, member from rural/economically weaker families, defence services veterans, national-level sports players, sole earners and candidates with prior manufacturing industry experience, are preferred, we are encouraging everyone to apply and 'Give Wings to their Dreams'.



Journey Guidelines

Step 2: Getting to Know you Better (Application)

Q: Is it necessary to fill out the application form after registration?

You will need to necessarily complete the application form post registration to proceed to the next step of the journey.

Q: How long will it take to complete the application?

It will take approximately 60 minutes to complete the application form. Please try to fill it out in a quiet and uninterrupted sitting.

Q: Can I edit my application after submission?

Once you have submitted your application, you will not be able to edit it. You can “Save” and toggle between sections to carefully review all information before submitting it.

Q: How will I be notified about the successful completion of my application?

You will be notified about the successful submission of your application via email. In case you are unable to find it in your inbox, kindly check your spam/junk folders. Please ensure that the email address that you provide is a frequently used one to receive regular updates.

Q: What are the next steps after submitting my application?


After submitting your application, our team will review it thoroughly. If you are shortlisted, you will be contacted for further steps in the selection process. You will be informed in few days, keep a close eye on your emails.

Q: Can the application form be completed over mobile phones?

It is highly recommended to complete it on a laptop/desktop for the best experience. In case your mobile phone meets all technical requirements, it can be used to fill the form if no other option is available.

Q: Is the application form available in multiple languages?

The application form is available only in English.



Journey Guidelines

Step 2: Getting to Know you Better (Application)

Q: Are there any specific eligibility criteria for this application? Will the data being sought in the application impact my journey?


There are specific eligibility criteria and selection mechanisms to identify the best-fit. The application process serves to understand professional and personal journeys holistically. It's crucial to provide accurate information with focus and seriousness, as each answer will be evaluated. Open-ended questions, where you write your answers, can significantly impact your candidature so please write detailed and descriptive answers,

Q: Are there any fees associated with submitting my application?

No, there are no fees associated with submitting your application.

Q: Where do I submit the application form?

It is an online form, and it will be automatically submitted after clicking on the 'Submit' button. No physical submission is required, and you will receive an email confirmation regarding the same.



Journey Guidelines

Application Form Walkthrough

Once logged in using your credentials, you will see the below instructions. Take your time to thoroughly read each instruction. Should any queries arise, you can conveniently access the FAQ section located at the top of the page. Additionally, assistance is available through email support and online call support for any further clarifications or assistance you may require. We're committed to ensuring your journey with us is smooth and supported, every step of the way.

The screenshot shows the Trident Group logo at the top left with the tagline "Being different is normal". To its right is a green "Support" button with a dropdown arrow. Below this is a large banner for Takshashila. The banner features a portrait of Smt. Maya Devi on the left, with the text "माँ YOUR VISION IS OUR inspiration!". To the right of the portrait is a quote: "For two decades, we continue to be inspired by, and committed to the vision of Smt. Maya Devi, our beloved Beeji." Below the quote is another quote: "Inspired by challenge, we will add value to life, and together, prosper globally." At the bottom of the banner is the Takshashila logo and the text "Centre for Leadership Excellence". On the right side of the banner are two vertical buttons: "REGISTER" (green) and "LOGIN" (yellow). At the bottom of the banner is the text "Give Wings To Your Dreams! Join Trident Group and be a part of the change." Below this are three boxes: "EARN" (INR 12 LACS PER ANNUM STIPEND), "LEARN" (4 MONTHS OF LEADERSHIP DEVELOPMENT & MODERN SKILLING), and "GROW" (UNLIMITED OPPORTUNITIES INTERNAL & EXTERNAL). A yellow arrow points from a callout box to the "Support" button. Another yellow arrow points from a callout box to the "REGISTER" button.

TRIDENTGROUP®
Being different is normal

Support ▾

Clicking on this Support icon can lead you to available options in terms of our FAQ document, support email address and support hotline call

माँ YOUR VISION IS OUR inspiration!

For two decades, we continue to be inspired by, and committed to the vision of Smt. Maya Devi, our beloved Beeji.

Inspired by challenge, we will add value to life, and together, prosper globally.

TAKSHASHILA
Centre for Leadership Excellence

REGISTER


LOGIN

JOB OPENINGS
2000

Give Wings To Your Dreams! Join Trident Group and be a part of the change.

EARN | INR 12 LACS PER ANNUM STIPEND | LEARN | 4 MONTHS OF LEADERSHIP DEVELOPMENT & MODERN SKILLING | GROW | UNLIMITED OPPORTUNITIES INTERNAL & EXTERNAL

If you are logging on your mobile device, then you can directly **register** and **login** by clicking on the floating buttons (turns yellow on hovering to it) to fill the Registration form and if you are shortlisted then click on Login and proceed ahead in your journey.



Journey Guidelines

Section 1: Personal Details

Personal Details
 Family Details
 Education Details
 Work Experience
 Style & Preferences

Personal Details

First Name (As per Aadhaar)*

Middle Name (As per Aadhaar)

Last Name (As per Aadhaar)

Mobile Number*

Date of Birth*

Current Residence State*

Permanent Residence Country*

Permanent Residence City*

Correspondence/Mailing Address*

Nationality*

Open to working in Punjab & Madhya Pradesh*
 Yes No

Second Location Preference*

Health and Lifestyle

Height (in cms)*

Weight (in kg)*

Have you ever played any sport at any competitive level?

Specify medical illness, if any*

Physical Disability, if any*

Do you smoke/consume tobacco? *

Food Preferences*

How do you typically watch movies/videos/other entertainment content? *

If you want to learn about something new, you would:*

Percentage of your monthly income you would be comfortable spending on the above activities:*

Which of the below platforms do you end up frequently spending time on? *

Smart Phone Feature Phone
 Laptop/Desktop Tablet
 Wearables (VR Headsets/ Smartwatch/ Bluetooth Headphones etc.)
 Which of the following devices do you currently own? *

Telegram Whatsapp MoJ
 Twitter/X LinkedIn Glassdoor
 Amazon-Prime Netflix SonyLIV

Facebook Instagram Snapchat
 Jash Youtube ShareChat
 Spotify Disney+Hotstar Jio Cinema
 JioSaavn MX Player Zee5

Check your 10 Digit Mobile number

Enter your height in cm (Round off your answer)
To convert your height, multiply the feet with 30.48

Mark yes if you have supporting documents to showcase your participation

Your detailed and accurate information will help us create better environment tailored to your needs

Please specify your city and state and state where you are currently living.


Please specify your city and state where your base location or permanent residence is situated

Enter your current weight in kilograms if it is in decimals, round it off.

We understand sharing personal information can be sensitive. Rest assured, the data you provide will be solely used to better understand you and your profile, improving your experience during the employment process

NOTE

- Provide genuine information as it will undergo verification in later stages.
- Ensure all questions marked with "*" are answered accurately.



Journey Guidelines

Section 2: Family Details

Instruction & Verification **Completed** | Application **In Progress** | Assessment **Pending** | Virtual Interview **Pending** | Development Centre **Pending**

● Personal Details | ○ **Family Details** | ● Education Details | ● Work Experience | ● Style & Preferences

Family Details

Earning members in your family?*

No. of Dependents*

Mother's Occupation*

Family Annual Income (in Lakhs)*

Total no. of family members including yourself who stay together*

Father's Occupation*

No. of Siblings*

Choose the suitable option of the people of your immediate family in your household who have a regular income

Enter the number of people who rely on your financial support

Rate your proficiency on a scale of 1 to 5 stars, with 1 star indicating basic or no knowledge and 5 stars indicating expert proficiency.

Specify the languages you know, If applicable, mention any certifications or qualifications you have in each language.

Language and Writing Proficiency

**1= Don't Know / Basic. 5= Expert

English Language (Speaking Proficiency)*



Hindi Language (Speaking Proficiency)*



Any other "Language"? (Option 1)

Yes No

Speaking Proficiency (Option 1)



Any other "Language"? (Option 2)

Yes No

Speaking Proficiency (Option 2)



English Language (Reading Proficiency)*



Hindi Language (Reading Proficiency)*



Reading Proficiency (Option 1)



Reading Proficiency (Option 2)



English Language (Writing Proficiency)*



Hindi Language (Writing Proficiency)*



Writing Proficiency (Option 1)



Writing Proficiency (Option 2)



If "YES", please specify: (Option 1)


If "YES", please specify: (Option 2)

Be honest about your language abilities.

NOTE

• Provide genuine information as it will undergo verification in later stages.

• Ensure all questions marked with "*" are answered accurately.



Journey Guidelines

Section 3: Education Details

Enter Select ALL your completed academic qualifications, make sure to tick all relevant areas. For e.g., if you have completed Diploma, then you need to tick ALL – 10th, 12th and Diploma options. If you have completed Diploma after 10th, select ONLY 10th and Diploma.

Make sure all the details mentioned in the form by you are accurate and is in accordance with your marksheets thus it is advisable to keep your documents handy while filling the form.

● Personal Details ● Family Details ● Education Details ● Work Experience ● Style & Preferences

Educational Details

Select ALL Completed Academic Qualifications*

10th Standard Qualification 12th Standard Qualification Diploma, Polytechnic, ITI/CTI Graduation (BA, B.Com, B.E/B.Tech, etc.)

CA, CS, ICWA or other Similar Qualifications Post Graduation (MA, M.Com, MBA, M.Tech, etc.) Double Masters, PhD, M.Phil, Post Doctoral Other

**For example - If you have an M.Tech degree, select ALL 10th, 12th, Graduation and Post Graduation options.

10th Standard

10th Standard Qualification Type*
- Select an option -

10th Board Type*
- Select an option -

If 'Other', please specify*
Enter your board type

10th Marks*
 Percentage CGPA

Percentage Achieved*
Enter 10th percentage

Passing Year*
- Select an option -

Diploma

Diploma Qualification Type*
- Select an option -

Program Duration*
- Select an option -

Diploma Qualification*
- Select an option -

Diploma Marks*
 Percentage CGPA

Diploma Percentage*
Enter Diploma percentage

Diploma Specialization*
- Select an option -

If 'Other', please specify*
Enter your specialization


Passing Year*
- Select an option -

Choose the suitable category from Percentage/CGPA and double check your marks with your marksheets/documents before moving onto the next section of the form.

Please avoid overlapping your dates of degree completion. Refer to your documents for accurate information if you are confused or stuck.

NOTE

- Provide genuine information as it will undergo verification in later stages.
- Ensure all questions marked with "*" are answered accurately.



Journey Guidelines

Section 3: Education Details

Ensure you have all your educational documents readily available to accurately fill in the correct information.

Graduation

Graduation Qualification Type *

Graduation Qualification *

Percentage *

Graduation Specialization *

Passing Year: *

Graduation College *

Post Graduation

Post Graduation Qualification Type *

Post Graduation Qualification *

Post Graduation Percentage *

Post Graduation Specialization *

Passing Year: *

Post Graduation College *

MS Excel (Proficiency) * ★★★★★	MS Powerpoint (Proficiency) * ★★★★★	MS PowerBI (Proficiency) * ★★★★★
Job relevant ERP(SAP) Applications (Proficiency) * ★★★★★	MS Outlook (Proficiency) * ★★★★★	MS Teams (Proficiency) * ★★★★★

Any additional Courses/Certifications Completed *
 Yes No

If "YES", Name of the course:
 Course Name 1:

Course Name 2:

Course Name 3:


Rate your proficiency on a scale of 1 to 5 stars, with 1 star indicating basic or no knowledge and 5 stars indicating expert proficiency.

Enter the names of the courses for which you have supporting documents to showcase your completion or proficiency.

Even if you do not possess any knowledge in any of the listed areas, mark 1 star.

NOTE

- Provide genuine information as it will undergo verification in later stages.
- Ensure all questions marked with "*" are answered accurately.



Journey Guidelines

Section 4: Work Experience

Please invest thoughtful consideration and care when responding to descriptive questions. Your answers will be **evaluated** and play a role in determining your progression to the next round.

Please select your top three preferred departments based on your interests. Choose wisely.

Please provide references from individuals you have worked with or who are familiar with your professional skills and character.

You are requested to keep all your documents handy to ensure you fill in all the correct information, including employer details, dates, etc.

Work Experience

Total years of experience (Including Trident Experience)* Total number of Employers (Including current employer)*

What are your top 2-3 personal values? Tell us examples of scenarios where you've displayed these values in your personal or professional life, in the last few months.*

Test 0/2500

What are your top 2-3 strongest skills/abilities? Give examples that demonstrate how you've used these skills/abilities to add value in a personal or professional capacity, in the last few months.*

Test 0/2500

Why do you want to be a part of Takshashila 2024?*

Test 0/2500

For internal growth opportunities, what are your preferred functions?*

First Functional Preference* Second Functional Preference* Third Functional Preference*

Do you know anyone at Trident?*

Have you applied to Trident before?*

Have you worked at Trident before?*

If Yes, provide your Trident salary code

How did you come to know about this opening?*

Provide the link to your LinkedIn profile, if it exists


Notice Period*

References

Reference Name 1*	Relationship*
<input type="text" value="Test"/>	<input type="text" value="Supervisor"/>
Contact*	Contact Email*
<input type="text" value="1234567890"/>	<input type="text" value="test@gmail.com"/>
Reference Name 2*	Relationship*
<input type="text" value="test"/>	<input type="text" value="Supervisor"/>
Contact*	Contact Email*
<input type="text" value="1234567890"/>	<input type="text" value="Test@gmail.com"/>

NOTE

- Provide genuine information as it will undergo verification in later stages.
- Ensure all questions marked with "*" are answered accurately.



Journey Guidelines

Section 5: Style & Preferences

- Personal Details
- Family Details
- Education Details
- Work Experience
- Style & Preferences

Style & Preferences



Read the instructions carefully

1. There are no right or wrong answers in this section.
2. As individuals, we all flex our style based on situations. However, in this section, we urge you to choose a preferred response if you were forced to choose only one.
3. We recommend you to select your first and natural response to the question

1 Question
Option A
Option B



Please note that you'll receive one question with two options. Choose the option that resonates most with you and reflects your personality accurately. Select the option that best represents you.

I hereby declare that the details furnished above are true and correct to the best of my knowledge and belief and I undertake to inform you of any changes therein, immediately.




Save Details

Submit Details

NOTE

- Provide genuine information as it will undergo verification in later stages.
- Ensure all questions marked with "*" are answered accurately.



Journey Guidelines

Step 3: Know your Strengths

Q: Is this a timed assessment?

The overall test duration is ~70 minutes. Individual questions and various sections are not timed.

Q: How many questions are there in total?

There are a total of 70 questions, divided into two sets: verbal, logical, and numeric skills, and functional skills.

Q: How is the test administered and monitored? How is candidate identity verified during the process?

The test is administered online through a secure platform. We will use a remote proctoring software to ensure the integrity and fairness of the test. This software will monitor your image, screen and environment to prevent any unfair practices and ensure the right candidate experiencing the test.

Q: Can I retake the test if I'm not satisfied with my performance?

There is one attempt per person, reattempting the assessment is not permitted. Therefore, it's important to submit your answers thoughtfully on your first attempt.

Q: Can I take practice or mock tests?

There are no practice or mock tests available currently

Q: Which device should I use to take the assessment? Can I take it on my phone?


You are encouraged to take the test on laptops/desktops, as video proctoring will be involved. While technically possible to take the assessment on the phone, using them could lead to interference and errors as image and video proctoring is involved during the assessment window.

Q: Can I go back to the previous question after I have attempted it?

No, you can not go back to a question once you have attempted it. Please consider your response carefully before submitting.

Q: Can I pause and resume the test?

Pausing the test is not allowed. However, as mentioned previously, if you are interrupted, you will be able to resume the test from where you left off, but make sure you complete the test within the window of 4 hours else the test link will lapse.



Journey Guidelines

Step 3: Know your Strengths

Q: Are there any preparations required prior to the assessment?

No specific preparation is required. Just ensure you are well-rested and in a conducive environment to focus during the assessment.

Q: Can I use the internet or any other resource during the test?

No, additional supporting resources such as books or other websites are not allowed. All your actions will be recorded and monitored. However, a calculator within the assessment platform will be provided on-screen for support.

Q: What is the impact of the assessment score? What happens if I don't clear it?

The score obtained serves as one of the inputs collected throughout the entire journey. You would need to clear the required cut-off score to proceed ahead in the process.

Q: What if I don't understand the question, am I allowed to skip the question?

While technically you can skip a question, since there is no negative marking, it is suggested that you answer to the best of your ability, even if you are unsure.

Q: Are there any recommended study materials or resources?

You can practice general aptitude questions (on logical & verbal reasoning) and go through key topics in manufacturing excellence like production planning, process improvement, inventory management, utility management, compliance etc. in order to be equipped for the test.

Q: What if my test is interrupted by any unanticipated situation?

In such a scenario, you can resume your test from the question where you left off, and the time lost due to the interruption will be compensated. But make sure you complete your test **within next 4-hour window** else the test link will lapse.

Q: Will I receive a report after completion of the test?


Since this is a holistic process, you will not receive an isolated test report.

Q: Can I see examples of questions that are expected?

No, unfortunately we are unable to disclose the questions in advance. These will be multiple choice questions and there will be clear instructions provided regarding the same.

Q: Is webcam permission mandatory for this test?

Yes, as image proctoring is being done, the webcam permission is mandatory. The test will not allow you to proceed without it.



Journey Guidelines

Step 4: Online Discussion

Q: What is the purpose of the online Discussion or virtual interview ?

The virtual interview serves as a key step to understand your journey as a professional. It is a structured conversation designed to gain insights into your roles, key personal and professional experiences, and aspirations.

Q: Is any technical preparation required for the virtual interview?

No technical preparation is required for the virtual interview. However, reflecting on your roles, key personal and professional experiences, and aspirations before the interview is helpful.

Q: What are the recommended devices for the virtual interview?

It is recommended to use a computer/laptop with a webcam & microphone. While using a smartphone or tablet is not recommended, they can be used if no alternative exists.

Q: What should I do if I am unable to attend the interview due to an emergency or unavoidable situation?

If you are unable to attend the interview due to an emergency or unavoidable situation, please email at (support.takshashila@tridentindia.com) with a valid reason at least 24 hours in advance. Genuine cases will be allowed one option to reschedule at a later date.

Q: What are the key instructions to follow before the interview regarding punctuality and environment?

Ensure you log in to the meeting at least 10 minutes before the scheduled start time. Choose a quiet, well-lit location free from distractions, with a neutral and professional background.

Q: How should I dress for the virtual interview?


Dress professionally as you would for an in-person interview as you would be required to switch on the camera.

Q: What are the requirements for the internet connection, software, and audio setup for the virtual interview?

A stable internet connection is essential with a laptop that has webcam and audio functionalities built in. The technical section covers details about it. Using headphones with a built-in microphone is recommended for better audio quality & to minimize background noise.

Q: What should I do if I encounter technical issues before or during the interview?

For any technical issues before or during the interview, refer to user guide for FAQs . If you need further assistance, feel free to connect with the team on online call support mail - support.takshashila@tridentindia.com.



Journey Guidelines

Step 5: In Person Development Centre

Q: What kinds of assessment will happen during the development centre?

The Development Centre will have a combination of various activities. It will include some outdoor physical activities, some related to digital devices and few based on interviews and role plays. The process will take 5-6 hours, and you will experience different activities.

Q: How do I prepare for the development centre?

There is no preparation required for the Development Centre. The centre does not assess you on your knowledge. It checks your approach towards different aspects of your work which cannot be learnt overnight.

Q: When will we get to know about our development centre date?

All shortlisted candidates will get to know their date of development centre at least 7 days prior to be able to plan their travel to designated locations.

Q: Am I expected to bring anything during my in-person development centre? Is there a dress code?


No, you need to report on the communicated time, at the provided venue. All resources will be provided. Wear sports shoes and comfortable clothes as you will be participating in outdoor activities, formals are not necessary.

Q: What would be the location of Development centre?

The Development Centers are situated in Punjab (Barnala) and Madhya Pradesh (Barnala). You can expect comprehensive details to be promptly shared via email, when you reach the required stage, and our team will also be in touch with you. If you have any further inquiries, feel free to connect with the support team via online call support.

Q: Will there be reimbursement for the travel expenses we incur??

Yes, travel expenses will be reimbursed. Initially, you will need to cover these costs yourself. However, once you arrive at the development center, your expenses will be reimbursed. Please ensure that you retain proof of your tickets, as this will be required for reimbursement. Detailed information, including the travel and reimbursement policy as well as the procedure, will be shared with you via email.



Journey Guidelines

Step 5: In Person Development Centre

Q: What if I am not able to attend due to any unforeseen circumstances?

You are expected to attend the assessment process. Only in an extreme case if you are unable to attend, we will try and accommodate you on another date. You need to furnish relevant proof of reason for failing to attend. Only one change of date will be entertained.

Q: Will I have the flexibility to change my schedule as per my convenience? If yes, how?

No, you cannot change your date unless there is an emergency. You will have to send a request to support.takshashila@tridentindia.com within 24 hrs. of receiving your invitation. Only one change of date will be entertained.

Q: What will happen after the Development Centers?


The shortlisted candidates will be offered the job, and talent team will get in touch with them for further process.

Q: How does development centre help in the journey?

Development centres are a scientifically reliable and validated tool to assess and develop candidates on identified themes. They are exposed to various simulated scenarios, which allows assessors an insight into their potential and emerging developmental areas and shortlist the right candidates. It allows us an opportunity to understand you as a person holistically.

Q: What should I do if I need to step away temporarily during the development centre?

You are not allowed to step away during the development centre. In case of any emergency, please inform your assessor and centre manager on the location. You may be allowed in case of a genuine and exceptional scenario, and changes in your schedule would be attempted, post required approvals. You should plan for your absence by delegating / identifying owners for any critical tasks in advance.



Journey Guidelines

Step 5: In Person Development Centre

Q: Is the development centre expected to be physically demanding? Will there be breaks between activities?

There are some physical exercises included by design, however it should not be overtly demanding for most candidates. Sufficient gaps and breaks are provided to ensure optimum experience throughout the day and will be communicated during the centre. Please inform your centre manager if there's a pre-existing and documented medical condition.

Q: What is the process for transitioning between different activities? Are there any guidelines for submitting tasks during the development centre?

Participants will be given required briefing on the day of the development centre which will give them the day plan and instructions on transitioning between activities. All related guidelines for submission will be provided and contact points will be available on the location for clarifications.

Q: Can I use external sources during individual tasks?


No, you are not allowed to use external sources during tasks. Necessary context and resources will be provided by the assessors on the location.

Q: How are we going to divide the groups for team activities?

Grouping for team activities will be taken care by the assessors and instructions will be provided on the day of the development centre.

Q: Who to contact for any questions or feedback regarding the DC?

If your questions are not addressed in the above FAQs, the support section of the user manual covers details of available mechanisms (support email, online call and contact points). On the day of the development centre, you can also share feedback with your centre manager.



User Manual

A step-by-step user guide to getting started on the
Takshashila 2024
Give Wings to your Dreams



Takshashila 2024

A comprehensive overview of the Takshashila 2024: “Give Wings to your Dreams” and be a part of change.



Journey Guidelines

Detailed walkthrough of all components of the Program: Registration, Application, Know your Strengths, Virtual Discussion and Development Centre.




Technical Assistance

Detailed assistance and FAQs related to technical aspects such as login & password issues, device compatibility, system requirements, data privacy etc.



Support & Contact

Resources available and avenues for assistance and prompt query resolution in case of challenges or questions beyond enlisted in this document.



Technical Assistance

Q: How do I initiate my journey?

To start your journey, please use the following link and click on "Register" to initiate the registration and verification process.

Link: <https://takshashila.tridentindia.com/>



Q: Can I register on a mobile device?

We recommend using a computer or laptop for the best experience. If you are using a mobile device, ensure it meets the technical requirements and that you are in a stable internet environment.

Use the Register & Login button on the right side of the screen to navigate (as shown in the picture above). As you hover on these floating buttons, they will change colour from Green to Yellow. Click on Register to proceed.


Q: What are the technical requirements for using the site?

- 1) A stable internet connection (recommended speed: 10-15 Mbps)
- 2) An updated web browser (ONLY Google Chrome and Safari)
- 3) Ensure that pop-ups are enabled for the site.

Q: How to enable pop-ups?

Change your default pop-ups & redirects settings:

1. On your computer, open Chrome.
2. At the top right, click More Settings
3. Click Privacy and security => Site Settings => Pop-ups and redirects
4. Choose the option that you want as your default setting



Technical Assistance

Q: How to manage pop-ups & redirects for a specific site?

1. On your computer, open Chrome.
2. Go to a page where pop-ups are blocked.
3. In the address bar, click Pop-up blocked
4. Click the link for the pop-up you want to check.
5. To always allow pop-ups for the site, select Always allow pop-ups and redirects from [site] Done

Q: What Should I do if I encounter loading issues on the application form?

If you are facing issues in loading the form:

- 1) Clear Cache & Cookies. (Chrome on a computer: Go to : > More Tools > Clear browsing data. Select "All time," check the "Cache" and "Cookies" boxes and click "Clear data.")
- 2) Refresh your browser.
- 3) Save and try restarting your session.
- 4) Ensure you have a stable internet connection.

Q: How is my data protected on the site?

Your data is protected with advanced security measures, including encryption and secure login processes. We adhere to strict data privacy policies to ensure your information is safe. Data is only shared with the knowledge partners managing the entire journey, for the purpose of this journey only.

Q: What should I do if I do not receive the OTP on the mobile number I provided?

If you do not receive the OTP on the provided mobile number within 1-2 minutes, please try requesting it 1-2 more times. If you still do not receive the OTP, you can reset and update your contact details to a different number by clicking on "Reset" as shown in the image below to change the number and receive the OTP.


Country Code* Mobile Number*

+91 [Input Field] Verify **Reset** ↻

**Please provide only Indian mobile numbers for OTP verification.

OTP*

Enter OTP Verify



Technical Assistance

Q: What should I do if I am unable to access the registration form on Microsoft Edge due to a browser compatibility issue?

The registration form is **NOT** supported on Microsoft Edge. Please use **Google Chrome OR Safari** browsers to access the registration form.




[FAQ](#) [E-Mail Support](#) [Online Call Support](#)

This browser is not supported. Please use Chrome on Android/Desktop and Safari on iOS to continue with registration/login.

We use cookies to ensure you have the best browsing experience on our website. Please read our privacy policy for more information about how we use cookies.

OK



User Manual

A step-by-step user guide to getting started on the
Takshashila 2024
Give Wings to your Dreams



Takshashila 2024

A comprehensive overview of the Takshashila 2024: “Give Wings to your Dreams” and be a part of change.



Journey Guidelines

Detailed walkthrough of all components of the Program: Registration, Application, Know your Strengths, Virtual Discussion and Development Centre.




Technical Assistance

Detailed assistance and FAQs related to technical aspects such as login & password issues, device compatibility, system requirements, data privacy etc.



Support & Contact

Resources available and avenues for assistance and prompt query resolution in case of challenges or questions beyond enlisted in this document.



Support & Contact

If you find yourself needing assistance, refer to the following steps to simplify the process and kickstart your journey with us. We're excited to help you get started!!

For an enhanced understanding of Takshashila 2024, technical support, and assistance with any step of your user journey, please consult the **User Manual**. It provides comprehensive guidance on finding the right support resources and steps to address your queries efficiently.

If you cannot resolve your query through the FAQs in the User Manual, please reach out to us via **email support at support.takshashila@tridentindia.com**



FAQ

E-Mail Support

Online Call Support

Register

If your query remains unresolved after consulting the FAQs and User Manual, you can connect with our technical team via **Online Call Support** on the **Microsoft Teams platform**.

Clicking on the **Online Call Support icon** will automatically direct you to an online call. If you have the **Microsoft Teams** application downloaded, you can access the link directly. If not, you can join as a **guest on the web**.

You will be directed to a common room. Based on your query, you will be redirected to a breakout room. Please wait patiently, and our team will resolve your query as soon as possible, usually within a few minutes of wait time.



TAKSHASHILA

Centre for Leadership Excellence

Giving wings to the dreams of real India.

For over a decade, Takshashila, the Centre of Excellence of the Trident Group, has been running successfully its EARN. LEARN. GROW program. Whereby it provides opportunities to young citizens of underprivileged sections of the society to write their own future, successfully.

